



# EIB GROUP 2015 RESULTS PRESS CONFERENCE

14 JANUARY 2016



# WE DELIVER **IMPACT** WHERE IT'S NEEDED



## JOBS

4.1m jobs in small businesses



## HEALTH

9.8m people with access to improved health services



## EDUCATION

1.5m students benefitting from EIB projects



## WATER

21m people benefitting from safe drinking water



## TRANSPORT

380m additional passengers



## ENERGY

2.3m households powered by EIB projects



## URBAN

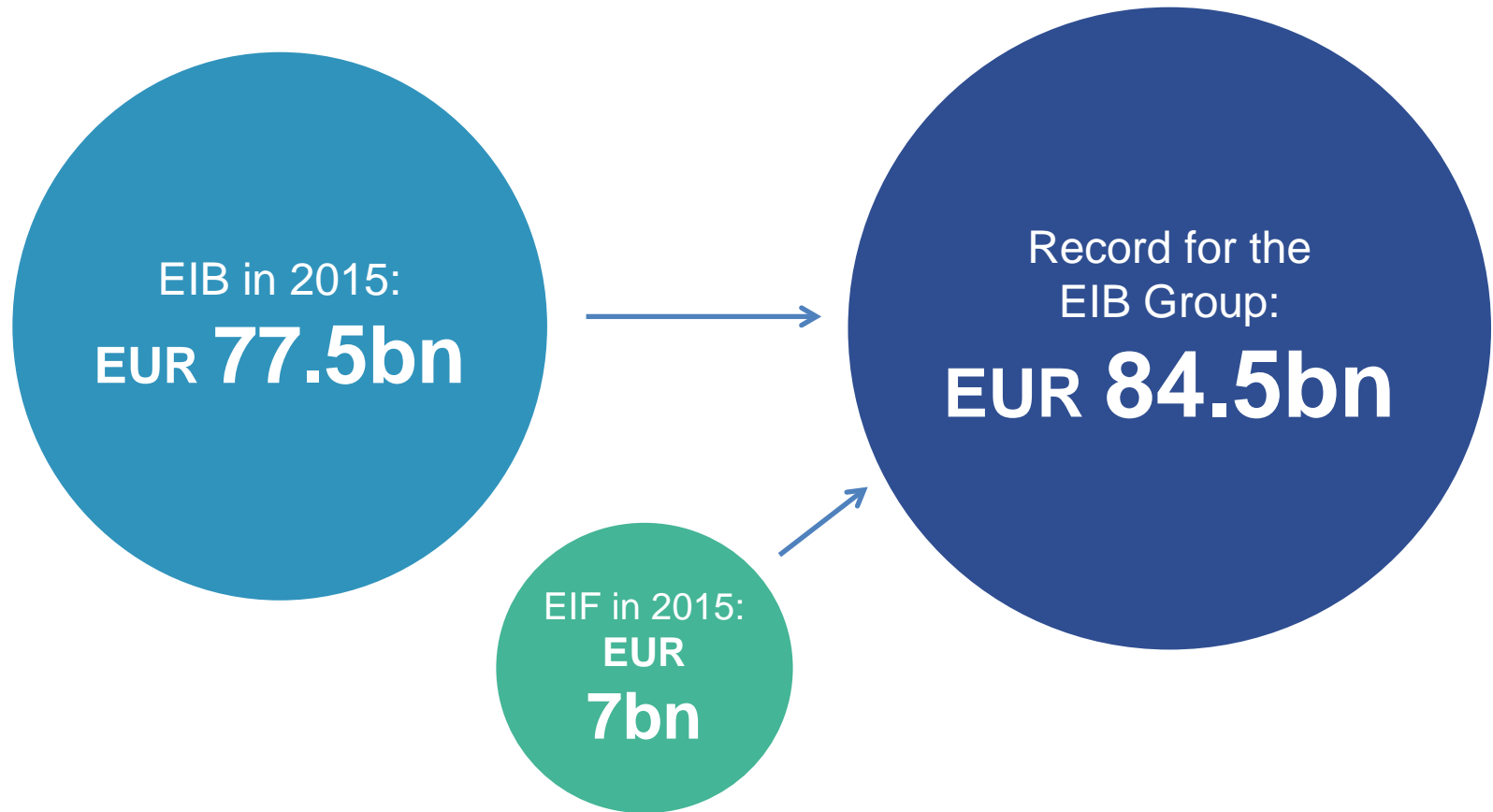
3.2m people benefitting from urban upgrades



## DIGITAL

15.3m people with new or upgraded connections

# WE ARE THE WORLD'S LARGEST **MULTILATERAL** FINANCIER



# WE FOCUS ON OUR KEY PRIORITIES




**ENVIRONMENT**

**EUR 19.6bn**



**INFRASTRUCTURE**

**EUR 18.9bn**



**INNOVATION**

**EUR 18.7bn**



**SME**

**EUR 29.2bn**

# CAPITAL INCREASE

## WE **EXCEEDED** EXPECTATIONS

January 2013 - April 2015:  
we supported

**EUR 190bn**

of investment  
in Europe's real economy

In this period the  
EIB's normal lending supported:

**EUR 335bn**

of investment

10bn

**EUR 10bn** capital increase

+60bn

EIB finance

180bn  
expected

**EUR 190bn** investment

# EUROPEAN FUND FOR STRATEGIC INVESTMENTS IN 2015

APPROVED AND/OR SIGNED PROJECTS

TOTAL FINANCING UNDER EFSI

MOBILISING TOTAL INVESTMENT OF



42 Projects

EUR 5.7bn

EUR 25bn



84 Operations

EUR 1.8bn

EUR 25bn

# EFSI

## HIT THE GROUND RUNNING

OPERATIONS  
COVER



Climate and environment are a key focus of almost 50% of EIB approved projects

81 000 SMEs will benefit from EIF financing – support that will strengthen Europe's economy and create jobs

# EFSI IS OUR MOST **EXCITING CHALLENGE** TO DATE

*EFSI is*



## **GREEN**

50% of EIB EFSI projects cover Renewables, Energy Efficiency, Low-Carbon & Environment



## **INNOVATIVE**

Digital Infrastructure, R&D and Industrial Innovation



## **BENEFITTING EUROPE'S SMEs**

84 EIF EFSI operations mobilising EUR 25bn for 81,000 SMEs



# OUR FOCUS ON **INNOVATION** STIMULATES INVESTMENT



## EQUITY & VENTURE CAPITAL

EIF is a European leader sustaining young companies



## INNOVFIN

EUR 10m loan to Cavid for HIV monitoring device



## EDUCATION

Building schools for 650,000 children in Italy



## TECHNOLOGY

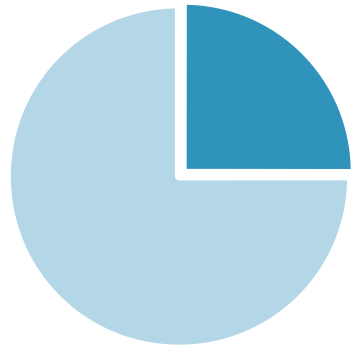
At the heart of modern education



## BROADBAND

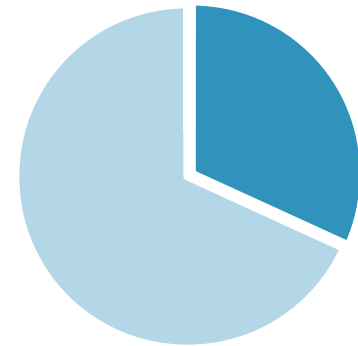
Loans in Malta, Poland, Germany, France, Finland, Estonia, Italy, Angola & Mali

# WE ARE THE WORLD'S LARGEST PROVIDER OF **CLIMATE** FINANCE



>**25%** worldwide

2015 → 2020

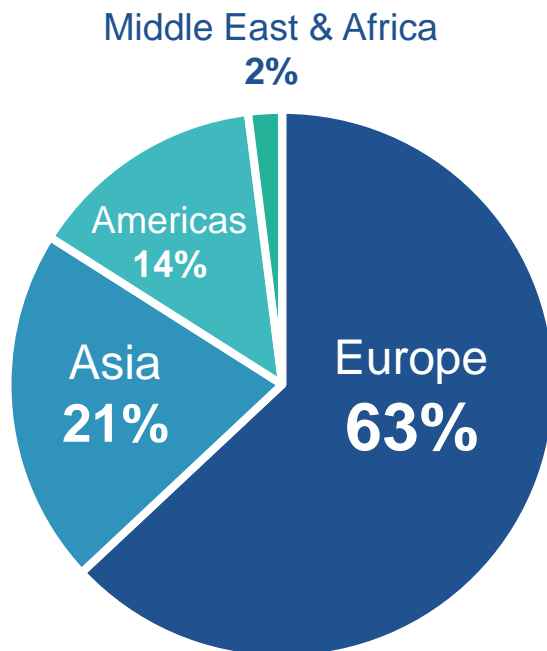


**35%** in world's developing regions

EIB's 2015 Climate Strategy  
We are increasing our climate commitment:  
**USD 100bn** over next 5 years

# WE ARE THE WORLD'S **LARGEST** SUPRANATIONAL BORROWER

Total 2015 borrowing: **EUR 62.4bn**  
**Mobilising resources** worldwide



We are the  
largest issuer of  
**green bonds**

**EUR 4bn**  
in 2015

**EUR 11bn**  
in 11 currencies  
since 2007

# OUR GLOBAL APPROACH IS UNIQUE



**European Union:** EUR 69.7bn

**Enlargement and EFTA:** EUR 2.7bn

**Eastern Neighbours:** EUR 1.5bn

**Mediterranean Countries:** EUR 1.4bn

**Asia, Central Asia & Latin America:** EUR 1.1bn

**Africa, Caribbean and Pacific & Republic of South Africa:** EUR 1.1bn

THANK YOU  
[press@eib.org](mailto:press@eib.org)

# NOTES

- All figures are unaudited and provisional
- [*Slide 2*] With the exception of the jobs figure, EIB impact figures are expected outcomes on the basis of finance operations signed in 2015
- [*Slide 2*] Employment figures in small businesses:
  - Number of employees in SMEs that were allocated EIB finance in 2015
  - Number of employees in SMEs that were allocated EIF finance from October 2014-September 2015
- [*Slide 4*] EIF investments may span 2 priorities – SME and Innovation. As such the figures on this slide do not add up to the total Group financing figure.
- [*Slide 12*] Figures refer to European Investment Bank financing