



Erasmus+ Master Student Loan Guarantee Facility

Implementation Update

Reporting date: 31/12/2020

Disclaimer

This presentation contains general information about the implementation results of Erasmus+ Master Student Loan Guarantee Facility. It is given in summary form and does not purport to be complete. It is current as of the date of this presentation only and may change without notice. EIF and the EIB Group have no obligation to update this information or to release any revisions to this information. No representation or warranty, express or implied, is or will be made and no liability or responsibility is or will be accepted by EIF or by the EIB Group in respect of the accuracy or completeness of the information contained herein and any such liability is expressly disclaimed.

All figures are expressed in EUR (except otherwise stated) and are converted at the historical rates.

Status of Erasmus+ Master LGF implementation

- **16** applications
 - **16** for the direct guarantee
- **9** guarantee contracts signed
 - covering **8** countries
 - for a total guarantee amount of **EUR 7.5m**
- Expecting to provide **138.4m** EUR of financing to Final Recipients
- Currently enabling the support of **786** Final Recipients

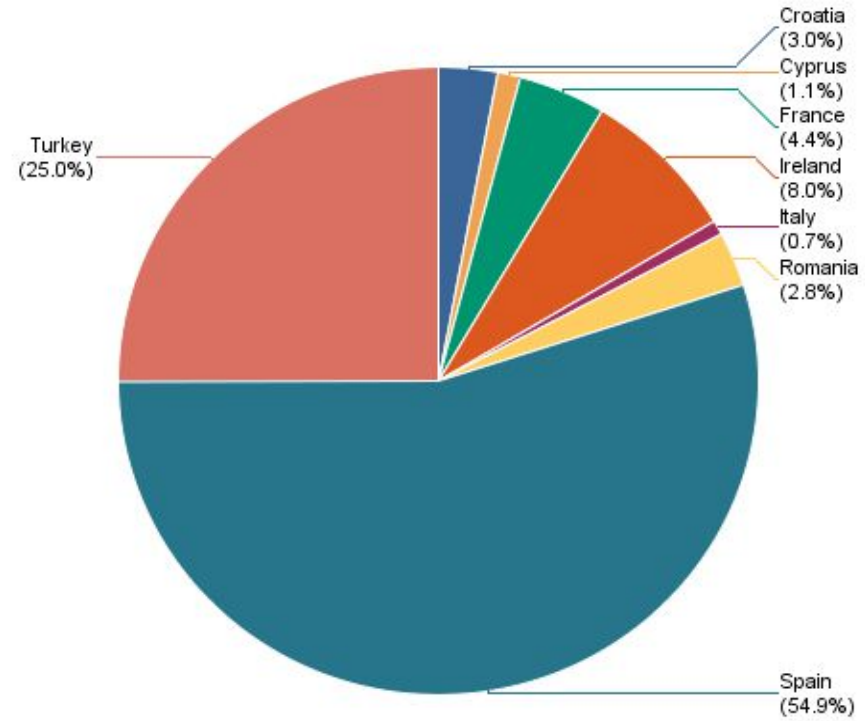


■ Countries with guarantee contracts signed

Note: The map presented is for illustrative purposes and is without prejudice to the status of or sovereignty over any territory

ERASMUS - GF+ Master LGF Portfolio - By country

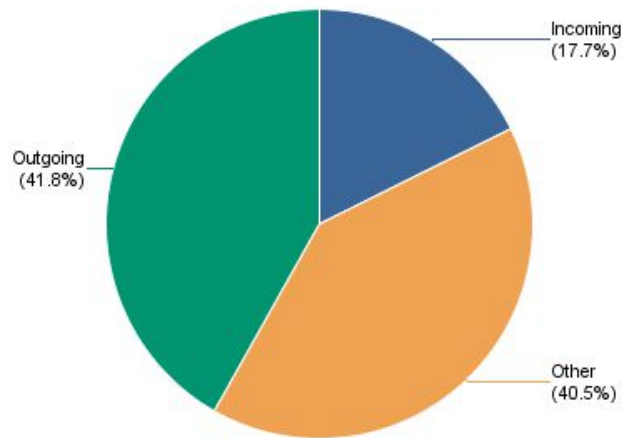
Country*	Transactions to Final Recipients		Amount Committed to Final Recipients	
	(Nbr)	(%)	(mEUR)	(%)
Croatia	30	3.6%	0.3	3.0%
Cyprus	10	1.2%	0.1	1.1%
France	47	5.6%	0.4	4.4%
Ireland	82	9.7%	0.8	8.0%
Italy	6	0.7%	0.1	0.7%
Romania	22	2.6%	0.3	2.8%
Spain	447	53.1%	5.6	54.9%
Turkey	198	23.5%	2.5	25.0%
Total	842	100.0%	10.1	100.0%



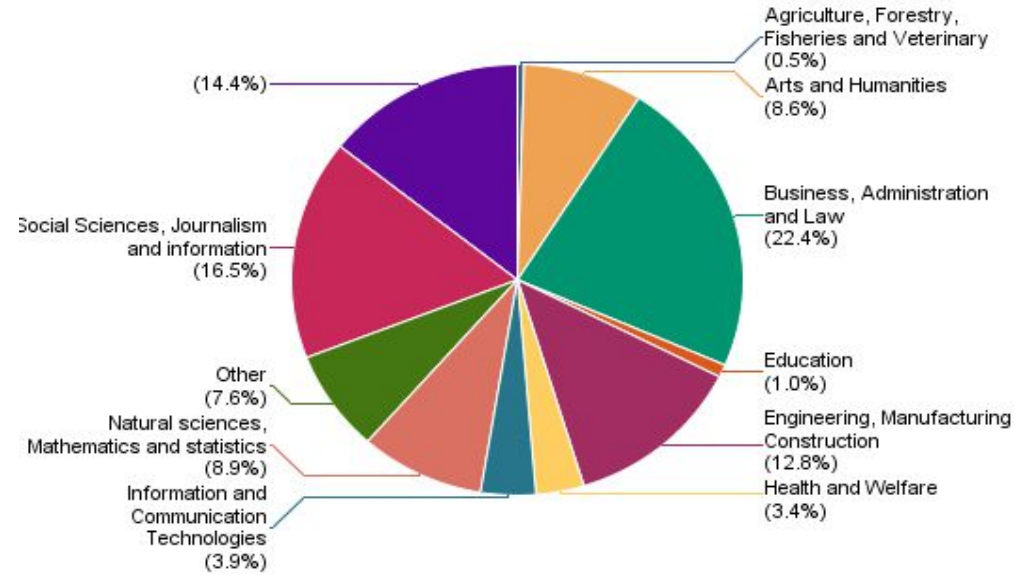
* Countries where financing to an eligible Final Recipient has been granted, based on the Financial Intermediary location

ERASMUS - GF+ Master LGF Portfolio - By number of Final Recipients

Split between outgoing and incoming students (%)

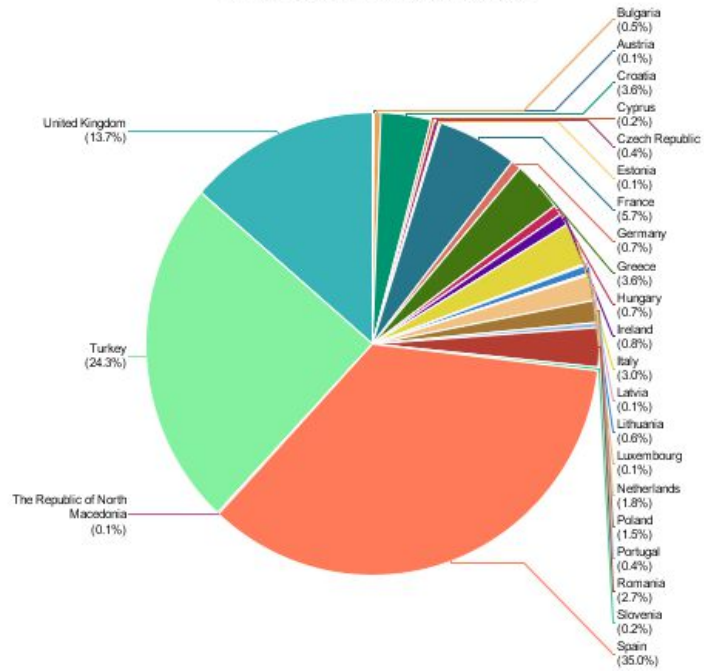


Breakdown per field of study (%)



ERASMUS - GF+ Master LGF Portfolio - By number of Final Recipients

Breakdown per country of origin (%)



Breakdown per country of destination (%)

