

# Empowering Equity Academy

Creating an account and submitting the form online



This guide provides clear instructions on how to create an account, select and complete the **Student Application form** under the programme **Empowering Equity Academy**, upload supporting documents, submit the form, and consult the submission. Please follow each step carefully to ensure successful completion.

## Step 1: Accessing the Website

Visit the website using the provided access link: <https://eib-dwpext.onbmc.com/>

## Step 2: Creating an Account

Click on the Create Account option.

EIB MyRequests

Email address

Password

Forgotten password

Sign in

Don't have an account? Create account

Enter the required information, such as your name, email address, and a secure password.



## New Account

Create a new account below.

**First name**

**Last name**

**Enter your email address**

**Enter a password**

Hint: Use at least one uppercase letter, one lowercase letter, one number, one special character (~!@#\$\$%^&\*~).

**Follow the prompts to complete the registration process and confirm with Sign up.**



## New Account

Create a new account below.

**First name**

**Last name**

**Enter your email address**

**Enter a password**

**Password strength: Strong**

Hint: Use at least one uppercase letter, one lowercase letter, one number, one special character (~!@#\$\$%^&\*~).

To confirm the email address, you will require to use the code that has been sent to the email address you used for registration. Please verify the Junk or Spam folders also.



EIB MyRequests



Almost there!

Check your email for the confirmation code.

You may need to check your spam folder. [Resend code](#)

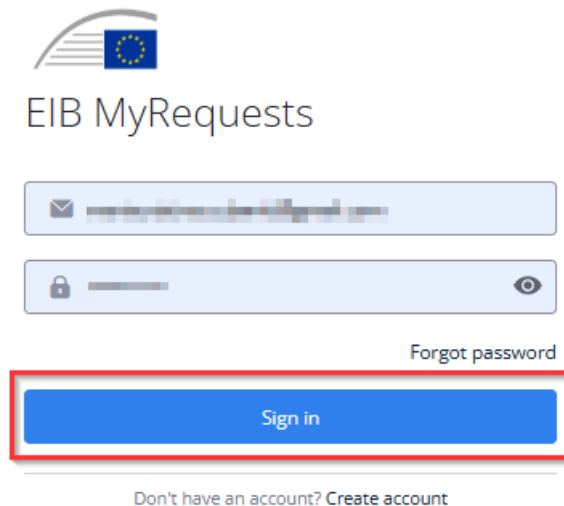
Confirmation code:

Submit

An account is required to proceed.

### Step 3: Logging In

Once your account is set up, log in with your registered email address and password.

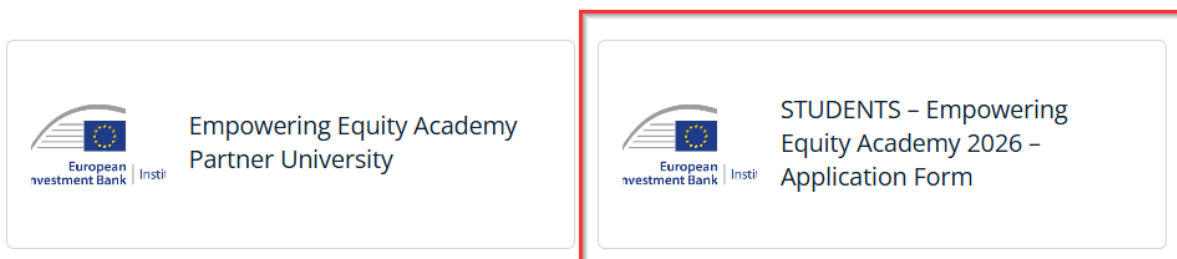


The image shows the EIB MyRequests login interface. At the top is the EIB logo (European Investment Bank) and the text 'EIB MyRequests'. Below this are two input fields: the first for an email address (with an envelope icon) and the second for a password (with a lock icon and a toggle eye icon). To the right of the password field is a link that says 'Forgot password'. Below the input fields is a prominent blue button with the text 'Sign in', which is highlighted with a red rectangular border. At the bottom of the form is a link that says 'Don't have an account? Create account'.

## Step 4: Selecting the Appropriate Form

After logging in, you will be landing on the forms page. Please scroll down the page until you find the EIB Institute form and choose the form **STUDENTS – Empowering Equity Academy 2026 – Application Form**:

EIB Institute



The image shows two selectable form options on the EIB Institute page. Each option includes the EIB logo and text. The first option is 'Empowering Equity Academy Partner University'. The second option, 'STUDENTS – Empowering Equity Academy 2026 – Application Form', is highlighted with a red rectangular border.

## Step 5: Completing Mandatory Information

Fill in all required fields marked as mandatory. You need to complete each section before moving to the next one. Ensure that your information is accurate and complete.

## Step 6: Uploading Supporting Documents or Approvals

The form requires supporting documents or approvals (formal endorsement by senior university leadership (letter or official email). Please use the upload function to attach the necessary files. Maximum file size: 5.00 MB.

## Step 7: Submitting the Form

Review your entries and uploaded documents. When ready, click the 'Submit request' button on the right side of the page.

**STUDENTS – Empowering Equity Academy 2026 – Application Form**

Request for  
**Cris Cubaniti**

Description

Personal information

Academic background

Motivation

Declarations

**Special requirements**  
Please describe any special conditions or requirements you might have, if any.

None

**Application submission conditions (required)**  
When submitting this application, you confirm you are aware of the following conditions:

- Application submitted by you is to facilitate the final selection of Empowering Equity Academy 2026. All private information filled in this survey will **not** be shared externally to the EIB Group without prior consent.
- Submitting this application form will not guarantee final enrollment - a selection process will take place upon receipt of all applications.
- Upon selection you will be required to provide **proof of all information provided above** (university enrollment, passport, diplomas, etc.) - should the information provided above be incorrect the EIB Institute may withdraw its offer of participation to the EIB Summer School.
- Participation to both online and on site sessions is mandatory - the two parts of the programme are complementary.
- You can opt out of enrollment after you receive the participation offer.

I confirm I am aware of the conditions above

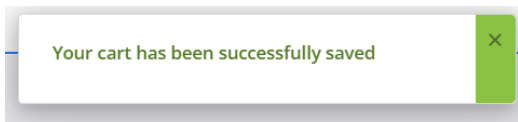
**Data protection statement (required)**  
Please note that by submitting this form you acknowledge the EIB Institute data protection statement - <https://www.eib.org/en/privacy/data-protection/all/262615585>

I acknowledge the EIB's data protection statement

**Final acceptance (required)**  
I've read the above information and would like to continue my registration

Agree, please submit my registration.

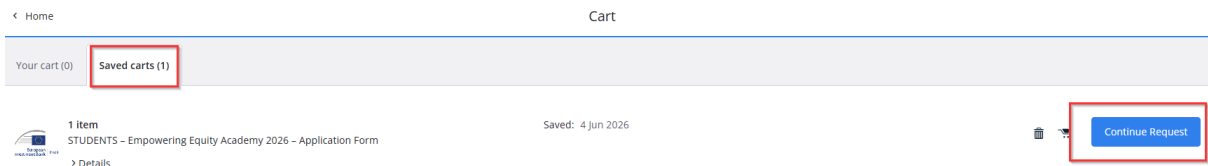
If you prefer to complete your form request in stages, you can use the ‘Save and close’ option. This allows you to save your progress and return to the form later, the save will be confirmed with the following notification:



The saved form can be continued as needed before submitting.



Please note that once submitted, the form cannot be modified.



## Step 8: Consulting the Submitted Form

To review your submission, use the 'Details' button available on your account dashboard to view the details. Once submitted, the form cannot be modified.

## Step 9: Email Confirmation

You will receive an email confirmation of your application submission from [eea@eib.org](mailto:eea@eib.org), within 24 to 48 hours.

The official confirmation of selection for the Empowering Equity Academy will be communicated separately to this same email address towards the end of July.

## Important Notes

- Only one form can be submitted per account. Ensure all information and documents are correct before submitting.
- After submission, you may consult your form but cannot make changes.
- If you forgot your password, you could use the Forgot password option to receive a new one:

EIB MyRequests

[Forgot password](#)

[Don't have an account? Create account](#)